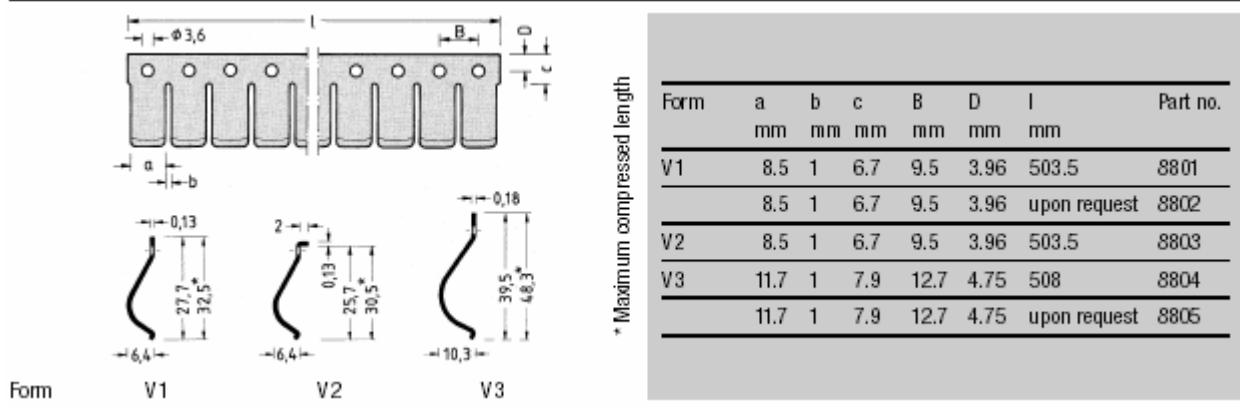
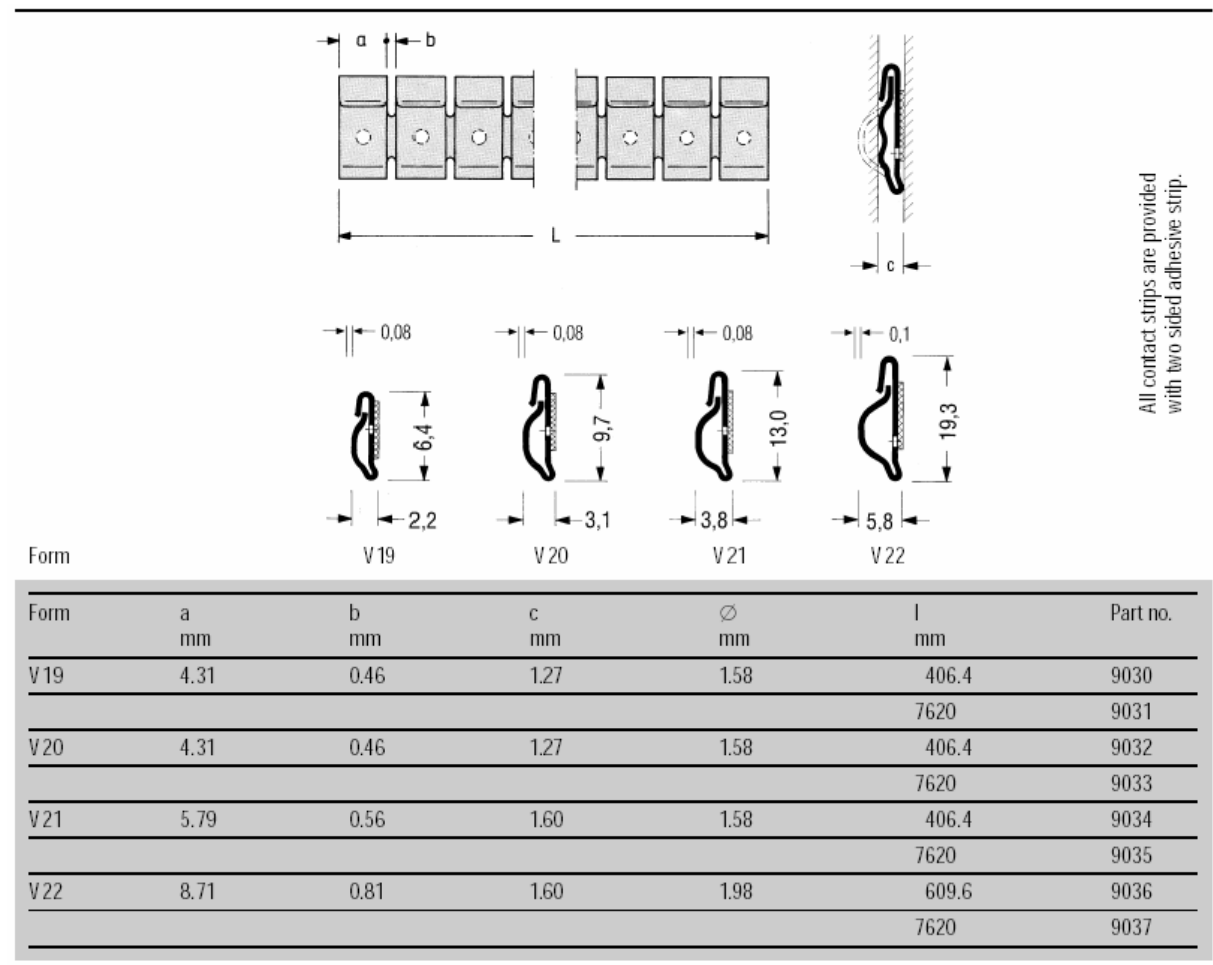


FINGERS STRIPS

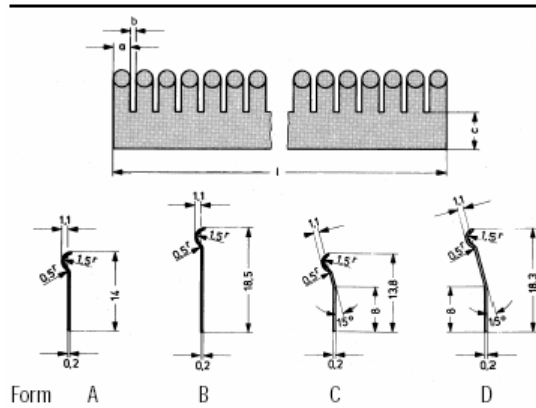
Contact Strips



Slippy Fingers



Contact Strips



Form

A

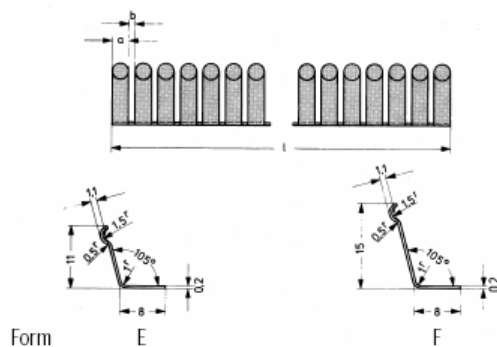
B

C

D

Form	a mm	b mm	c mm	l mm	Part no.
A	3	1	6.5	500	8101
B	3	1	6.5	500	8102
C	3	1	6.5	500	8103
D	3	1	6.5	500	8104

Surface Finish and Plating Codes



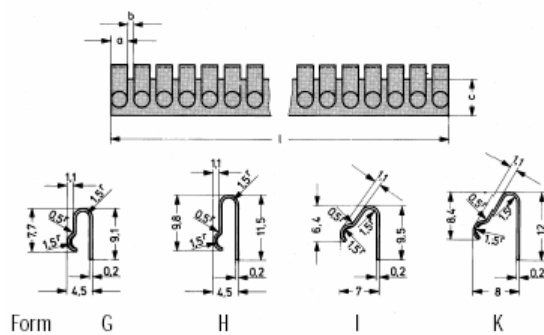
Form

E

F

Form	a mm	b mm	c mm	l mm	Part no.
E	3	1	6.5	500	8105
F	3	1	6.5	500	8106

Surface Finish and Plating Codes



Form

G

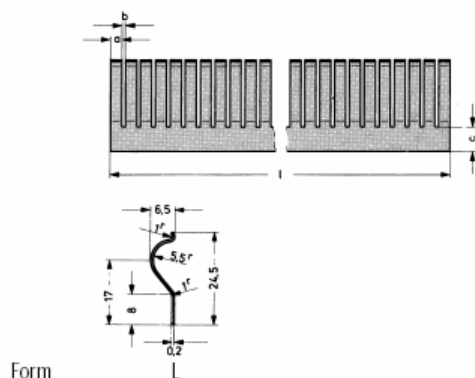
H

I

K

Form	a mm	b mm	c mm	l mm	Part no.
G	3	1	6.5	500	8107
H	3	1	6.5	500	8108
I	3	1	6.5	500	8109
K	3	1	6.5	500	8110

Surface Finish and Plating Codes



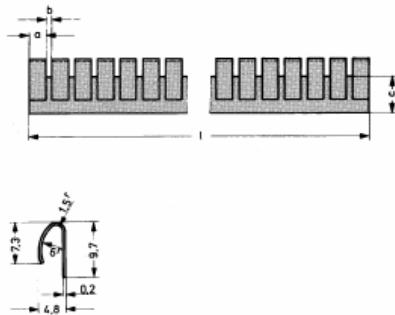
Form

L

Form	a mm	b mm	c mm	l mm	Part no.
L	3	1	6.5	500	8111

Surface Finish and Plating Codes

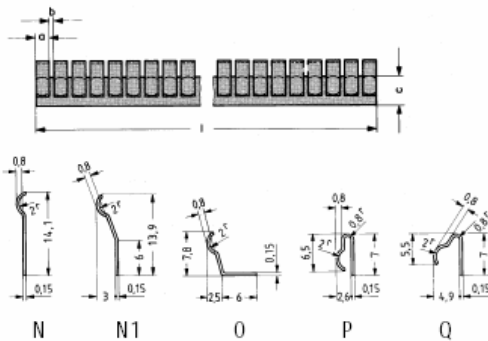
Contact Strips



Form M

Form	a mm	b mm	c mm	l mm	Part no.
M	3	1	6,5	500	8112

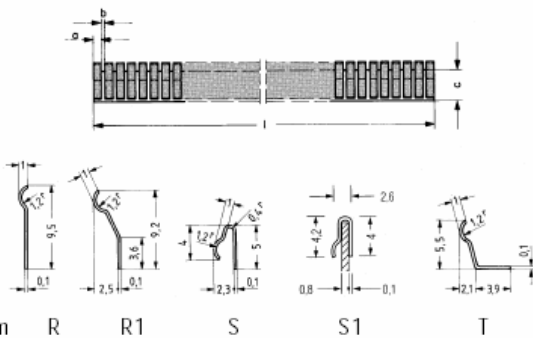
Surface Finish and Plating Codes



Form N N1 O P Q

Form	a mm	b mm	c mm	l mm	Part no.
N	1.5	0.5	5.5	500	8113
N1	1.5	0.5	5.5	500	8113-1
O	1.5	0.5	5.5	500	8114
P	1.5	0.5	5.5	500	8115
Q	1.5	0.5	5.5	500	8116

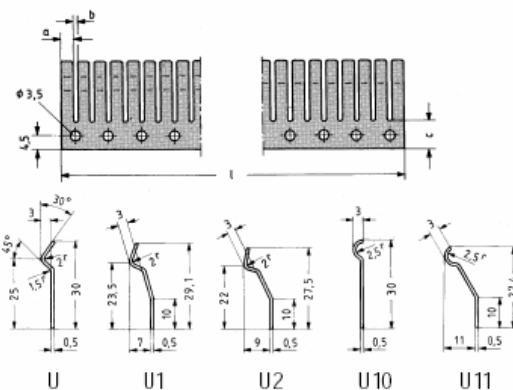
Surface Finish and Plating Codes



Form R R1 S S1 T

Form	a mm	b mm	c mm	l mm	Part no.
R	1	0,5	3,2	500	8117
R1	1	0,5	3,2	500	8117-1
S	1	0,5	3,2	500	8118
S1	1	0,5	3,2	406	8118-1
T	1	0,5	3,2	500	8119

Surface Finish and Plating Codes

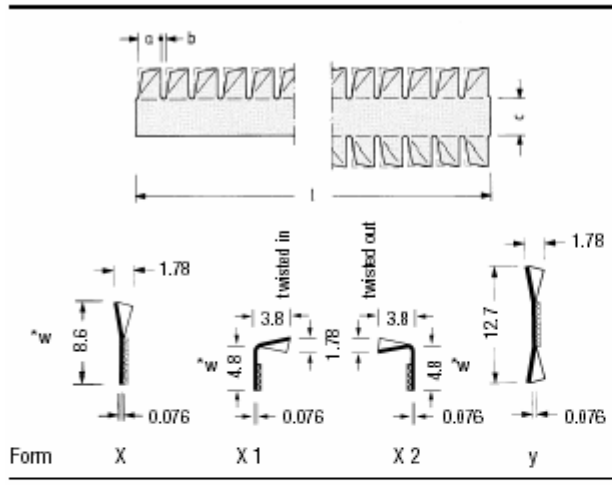


Form U U1 U2 U10 U11

Form	a mm	b mm	c mm	l mm	Part no.
U	3	1	9	500	8120
U1	3	1	9	500	8120-1
U2	3	1	9	500	8120-2
U10	3	1	9	500	8120-10
U11	3	1	9	500	8120-11

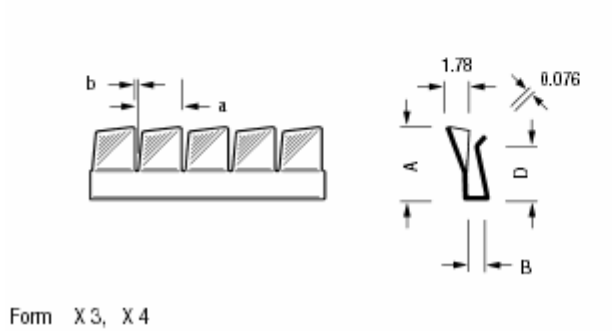
Surface Finish and Plating Codes

Twisted Contac Strips



Form	a	b	c	l	Part no.
X	3.8	0.4	4.8	16"	8501
	3.8	0.4	4.8	24"	8502
	3.8	0.4	4.8	500 mm	8503
	3.8	0.4	4.8	Endless	8504
X 1	3.8	0.4	4.8	500 mm	8505
X 2	3.8	0.4	4.8	500 mm	8506
Y	3.8	0.4	4.8	16"	8511
	3.8	0.4	4.8	24"	8512
	3.8	0.4	4.8	500 mm	8513
	3.8	0.4	4.8	Endless	8514

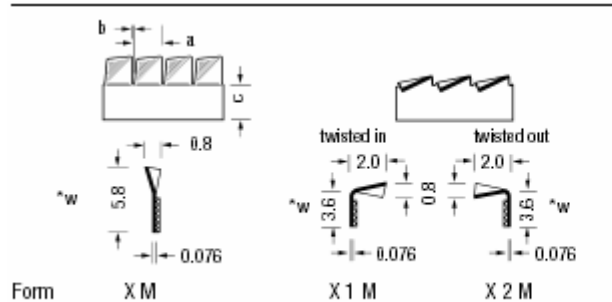
*w: Other dimensions available



Form	a	b	A	B	D	L	Part no.
X 3	3.8	0.4	4.8	1.0	3.3	406	8601
	3.8	0.4	4.8	1.5	3.0	406	8602
	3.8	0.4	4.8	2.0	2.8	406	8603
X 4	3.8	0.4	6.4	1.0	5.1	406	8604
	3.8	0.4	6.4	1.5	4.6	406	8605
	3.8	0.4	6.4	2.0	4.1	406	8606

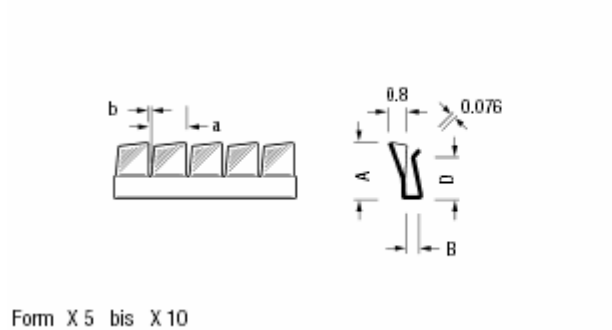
Also available with lances

Mini Twisted Contac Strips



Form	a	b	c	l	Part no.
XM	2	0.4	3.6	500	8610
	2	0.4	3.6	610	8611
	2	0.4	3.6	Endless	8613
X 1 M	2	0.4	3.6	610	8614
X 2 M	2	0.4	3.6	610	8615

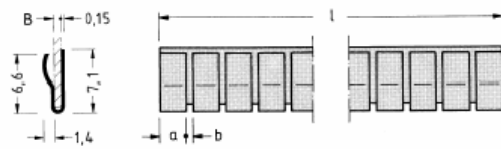
*w: Other dimensions available



Form	a	b	A	B	D	L	Part no.
X 5	2	0.4	3.8	1.0	3.0	406	8616
X 6	2	0.4	3.8	1.5	2.5	406	8617
X 7	2	0.4	4.1	1.0	4.0	406	8618
X 8	2	0.4	4.1	1.5	3.5	406	8619
X 9	2	0.4	5.8	1.0	4.0	406	8620
X 10	2	0.4	5.8	1.5	3.5	406	8621

X 5 and X 6 also available with lances

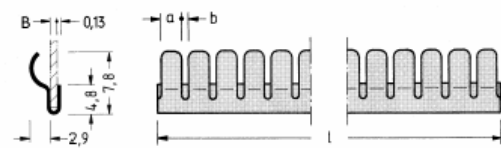
Clip On Fingers



Form CL 1

Form	a mm	b mm	B mm	l mm	Part no.
CL 1	5.6	0.8	0.8	406/500	8901
CL 1-1	5.6	0.8	1.0	406/500	8901-1
CL 1-2	5.6	0.8	1.5	406/500	8901-2

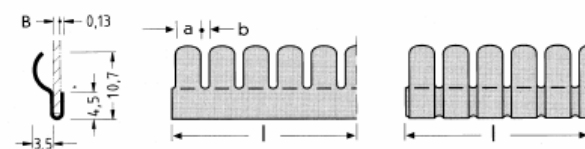
Finish: bright finish or customer specification



Form CL 2

Form	a mm	b mm	B mm	l mm	Part no.
CL 2	3.6	1.2	0.8	406/500	8902
CL 2-1	3.6	1.2	1.0	406/500	8902-1
CL 2-2	3.6	1.2	1.5	406/500	8902-2

Finish: bright finish or customer specification

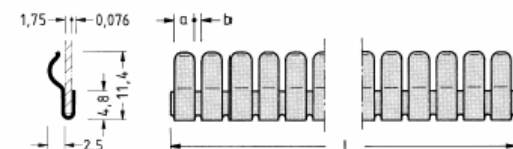


Form CL 3 A + B*

* Also available with long slot.

Form	a mm	b mm	B mm	l mm	Part no.
CL 3	3.6	1.2	0.8	406/500	8903
CL 3-1	3.6	1.2	1.0	406/500	8903-1
CL 3-2	3.6	1.2	1.5	406/500	8903-2

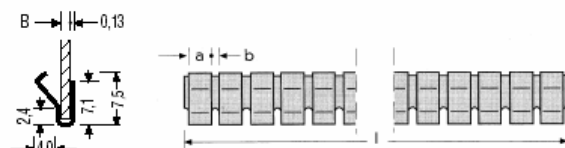
Finish: bright finish or customer specification



Form CL 4

Form	a mm	b mm	l mm	Part no.
CL 4	3.6	1.2	406	8904

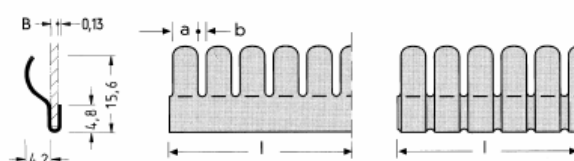
Finish: bright finish or customer specification



Form CL 5

Form	a mm	b mm	B mm	l mm	Part no.
CL 5	3.6	1.2	0.8	406/500	8905
CL 5-1	3.6	1.2	1.0	406/500	8905-1
CL 5-2	3.6	1.2	1.5	406/500	8905-2

Finish: bright finish or customer specification



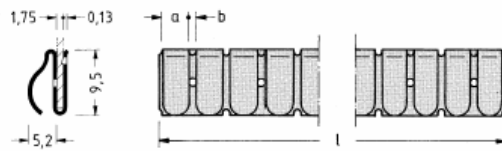
Form CL 6 A + B*

* Also available with long slot.

Form	a mm	b mm	B mm	l mm	Part no.
CL 6	3.6	1.2	0.8	406/500	8906
CL 6-1	3.6	1.2	1.0	406/500	8906-1
CL 6-2	3.6	1.2	1.5	406/500	8906-2

Finish: bright finish or customer specification

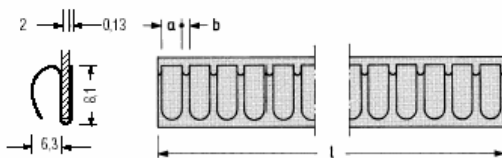
Clip On Fingers



Form CL 7

Form	a mm	b mm	l mm	Part no.
CL 7	5.3	1	406	8907

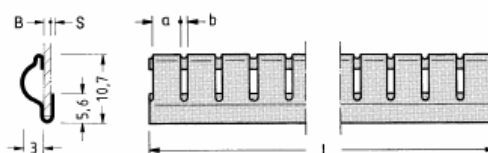
Finish: bright finish or customer specification



Form CL 8

Form	a mm	b mm	l mm	Part no.
CL 8	3.2	1.5	406/500	8908
CL 8-1	8.0	1.5	406/500	8908-1

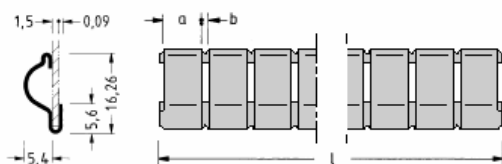
Finish: bright finish or customer specification



Form CL 9

Form	a mm	b mm	B mm	l mm	S mm	Part no.
CL 9	5.7	0.6	1.25	406	0.09	8909
CL 9-1	5.7	0.6	1.50	406	0.05	8909-1

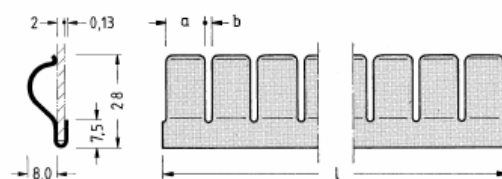
Finish: bright finish or customer specification



Form CL 10

Form	a mm	b mm	l mm	Part no.
CL 10	8.7	0.8	457	8910

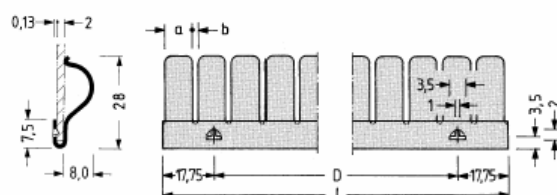
Finish: bright finish or customer specification



Form CL 11

Form	a mm	b mm	l mm	Part no.
CL 11	8.5	1.0	406/500	8911

Finish: bright finish or customer specification



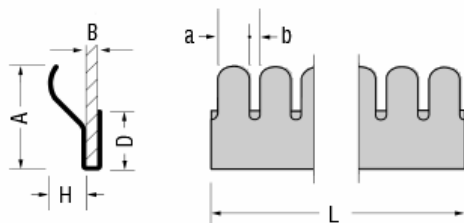
Form CL 12

With T-lance attachment as shown

Form	a mm	b mm	l mm	Part no.
CL 12	8.5	1.0	406/500	8912

Finish: bright finish or customer specification

Clip On Fingers

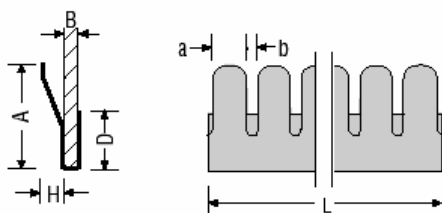


Material thickness 0.1 mm

Form CL 13 – CL 18

Form	a mm	b mm	A mm	B mm	D mm	H mm	L mm	Part no.
CL 13	3.6	1.2	15.2	1.0	7.4	5.3	406	8630
CL 14	3.6	1.2	15.2	1.5	6.9	5.3	406	8631
CL 15	3.6	1.2	15.2	2.0	6.4	5.3	406	8632
CL 16	3.6	1.2	7.6	1.0	5.3	2.5	406	8633
CL 17	3.6	1.2	7.6	1.5	4.8	2.5	406	8634
CL 18	3.6	1.2	7.6	2.0	4.3	2.5	406	8635

Finish: bright finish or customer specification
Also available with T-Lances

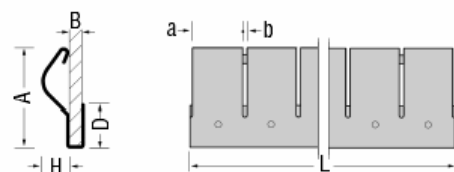


Material thickness 0.07 mm

Form CL 19 – CL 21

Form	a mm	b mm	A mm	B mm	D mm	H mm	L mm	Part no.
CL 19	3.6	1.2	11.4	1.0	6.9	2.5	406	8636
CL 20	3.6	1.2	11.4	1.5	6.4	2.5	406	8637
CL 21	3.6	1.2	11.4	2.0	5.8	2.5	406	8638

Finish: bright finish or customer specification
Also available with T-Lances



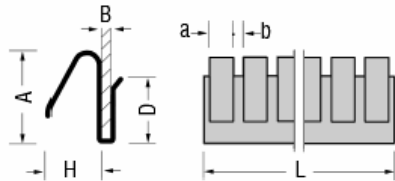
Material thickness 0.07 mm

Form CL 22 – CL 28

Form	a mm	b mm	A mm	B mm	D mm	H mm	L mm	Part no.
CL 22	5.9	0.5	11.7	1.0	6.1	3.0	457	8639
CL 23	5.9	0.5	11.7	1.5	5.6	3.0	457	8640
CL 24	5.9	0.5	11.7	2.0	5.1	3.0	457	8641
CL 25	9.0	0.5	19.3	1.0	7.4	6.4	457	8642
CL 26	9.0	0.5	19.3	1.5	6.9	6.4	457	8643
CL 27	9.0	0.5	19.3	2.0	6.4	6.4	457	8644
CL 28	9.0	0.5	19.3	3.0	5.3	6.4	457	8645

Finish: bright finish or customer specification
Also available with T-Lances

Clip On Fingers

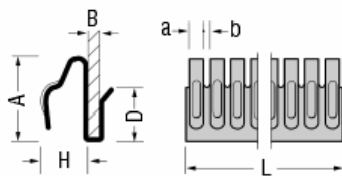


Material thickness
 CL 29 – CL 31 : 0.13 mm
 CL 32 – CL 35 : 0.15 mm
 CL 36 – CL 37 : 0.08 mm

Form CL 29 – CL 37

Form	a mm	b mm	A mm	B mm	D mm	H mm	L mm	Part no.
CL 29*	5.4	1.0	9.7	1.8	6.4	5.1	406	8646
CL 30*	5.4	1.0	9.7	1.8	6.4	7.9	406	8647
CL 31*	5.4	1.0	9.7	1.8	6.4	7.1	406	8648
CL 32*	3.2	1.6	12.4	1.0	6.9	7.1	406	8649
CL 33*	3.2	1.6	12.4	1.5	6.4	7.1	406	8650
CL 34*	3.2	1.6	12.4	2.0	5.8	7.1	406	8651
CL 35*	3.2	1.6	12.4	3.0	4.6	7.1	406	8652
CL 36	2.7	0.5	4.6	1.0	3.6	2.3	305	8653
CL 37	2.7	0.5	4.6	1.5	3.0	2.3	305	8654

Finish: bright finish or customer specification
 *Also available with D-Lances.

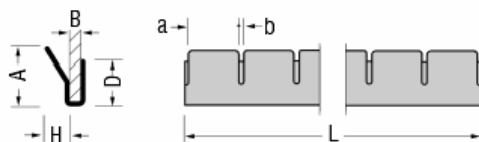


Material thickness
 CL 38 – CL 41 : 0.15 mm
 CL 42 – CL 44 : 0.13 mm
 CL 45 – CL 46 : 0.08 mm

Form CL 38 – CL 46

Form	a mm	b mm	A mm	B mm	D mm	H mm	L mm	Part no.
CL 38	1.6	0.8	9.4	1.0	5.3	5.1	406	8655
CL 39	1.6	0.8	9.4	1.5	4.8	5.1	406	8656
CL 40	1.6	0.8	9.4	2.0	4.1	5.1	406	8657
CL 41	1.6	0.8	9.4	3.0	3.3	5.1	406	8658
CL 42	1.3	0.6	9.1	1.0	5.3	4.1	406	8659
CL 43	1.3	0.6	9.1	1.5	4.8	4.1	406	8660
CL 44	1.3	0.6	9.1	2.0	4.3	4.1	406	8661
CL 45	1.1	0.5	6.1	1.0	3.8	2.8	406	8662
CL 46	1.1	0.5	6.1	1.5	3.3	2.8	406	8663

Finish: bright finish or customer specification



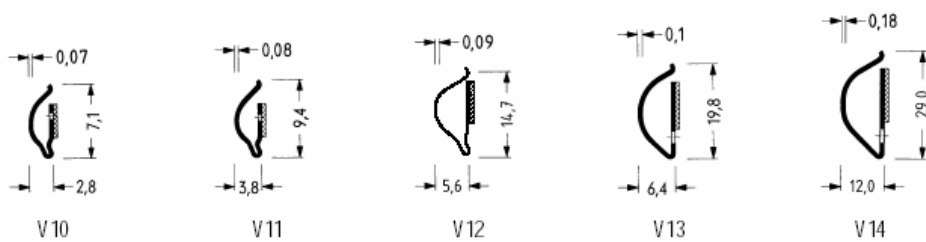
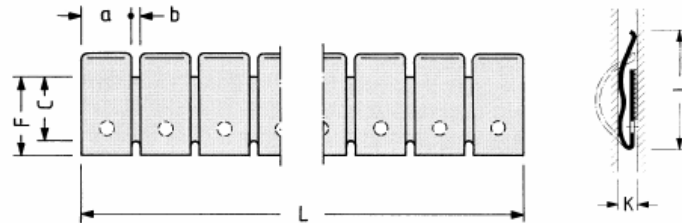
Material thickness 0.08 mm

Form CL 47 – CL 49

Form	a mm	b mm	A mm	B mm	D mm	H mm	L mm	Part no.
CL 47	3.8	0.4	4.8	0.8	3.0	1.3	305	8664
CL 48	3.8	0.4	4.8	1.0	2.8	1.3	305	8665
CL 49	3.8	0.4	4.8	1.5	2.3	1.3	305	8666

Finish: bright finish or customer specification
 Also available with D-Lances.

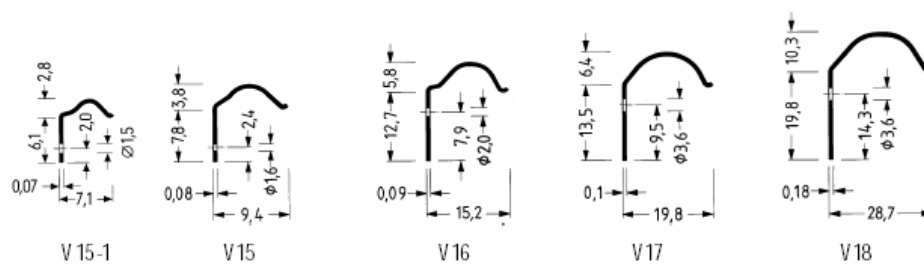
Curved Fingers



All contact strips are provided with two sided adhesive strip.

Form

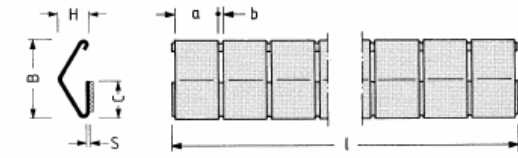
Form	a mm	b mm	c mm	F mm	J mm	K mm	l mm	Part no.
V 10	4.31	0.46	3.81	5.94	9.40	1.02	406.4	9001
							7620	9002
V 11	5.79	0.56	4.75	7.82	13.20	1.60	406.4	9003
							7620	9004
V 12	8.71	0.81	10.16	12.70	19.56	1.60	609.6	9005
							7620	9006
V 13	8.51	1.02	11.90	13.49	23.83	1.60	609.6	9007
							7620	9008
V 14	11.68	1.02	17.46	19.84	49.20	1.60	304.8	9009



Form

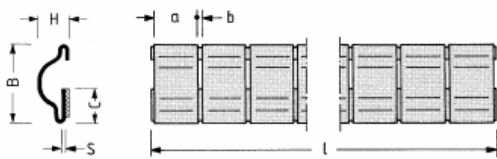
Form	a mm	b mm	c mm	F mm	J mm	K mm	l mm	Part no.
V 15-1	4.31	0.46	3.81	5.94	9.40	1.02	406.4	9019
V 15	5.79	0.56	4.75	7.82	13.20	1.60	406.4	9020
V 16	8.71	0.81	10.16	12.70	19.56	1.60	609.6	9021
V 17	8.51	1.02	11.90	13.49	23.83	1.60	304.8	9022
V 18	11.68	1.02	17.46	19.84	49.20	1.60	304.8	9023

Grounding and Shield Strips



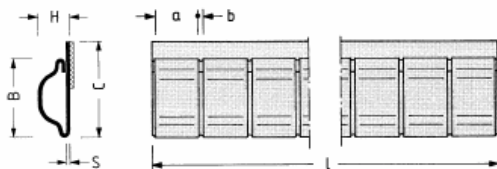
Form W Finish: bright finish or customer specification

Form	a mm	b mm	C mm	H mm	B mm	S mm	L mm	Part no.
W1	4.3	0.5	5.3	2.8	8.1	0.05	406	9040
W2	5.7	0.6	5.3	3.3	9.4	0.05	406	9041
W3	8.7	0.8	7.1	5.6	15.2	0.08	410/497	9042
W4	8.7	0.8	11.2	8.1	19.8	0.10	457	9043
W5	11.7	1.0	19.8	10.2	27.9	0.13	457	9044



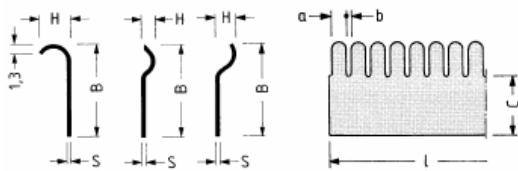
Form W Finish: bright finish or customer specification

Form	a mm	b mm	C mm	H mm	B mm	S mm	L mm	Part no.
W6	4.3	0.5	5.0	2.6	8.1	0.09	406	9045
W7	5.7	0.6	5.4	3.3	9.4	0.09	406	9046
W8	3.9	0.8	7.2	5.6	15.2	0.09	457	9047
W9	8.7	0.8	7.2	5.6	15.2	0.09	457	9048



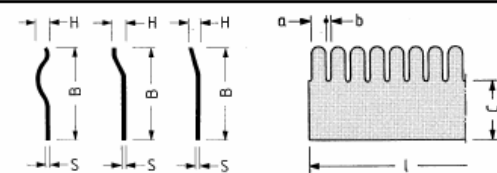
Form W Finish: bright finish or customer specification

Form	a mm	b mm	C mm	H mm	B mm	S mm	L mm	Part no.
W12	8.7	0.8	19.8	5.6	15.2	0.09	406	9051



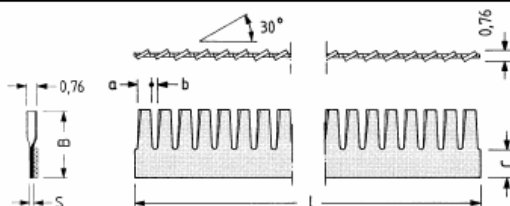
Form J1 J2 J3 Finish: bright finish or customer specification

Form	a mm	b mm	C mm	H mm	B mm	S mm	L mm	Part no.
J1	3.6	1.2	16.0	5.8	19.6	0.13	406	9060
J2	3.6	1.2	14.7	2.3	22.6	0.13	406	9061
J3	3.6	1.2	14.5	3.3	22.6	0.13	406	9062



Form J4 J5 J6 Finish: bright finish or customer specification

Form	a mm	b mm	C mm	H mm	B mm	S mm	L mm	Part no.
J4	3.6	1.2	16.0	2.3	23.4	0.13	406	9063
J5	3.6	1.2	16.0	2.3	23.4	0.13	406	9064
J6	3.6	1.2	16.0	2.3	22.6	0.13	406	9065



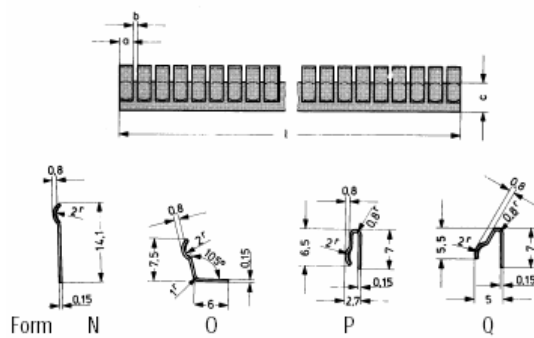

Form Z Finish: bright finish or customer specification

Form	a mm	b mm	C mm	B mm	S mm	L mm	Part no.
Z	1.65	0.76	4.1	9.1	0.13	406	9070

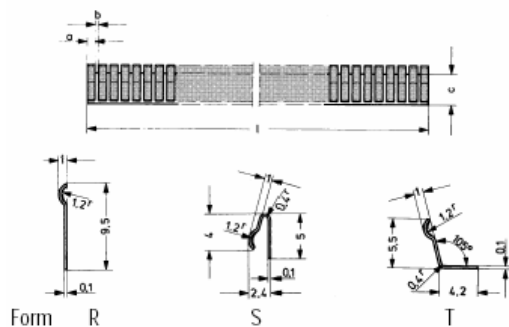
L also to customer specifications.

Contact Strips and rings

For tube 2 C 39 BA



Form	a mm	b mm	c mm	l mm	Part no.
N	1.5	0.5	5.5	500	8113
O	1.5	0.5	5.5	500	8114
P	1.5	0.5	5.5	500	8115
Q	1.5	0.5	5.5	500	8116



Form	a mm	b mm	c mm	l mm	Part no.
R	1.0	0.5	3.2	500	8117
S	1.0	0.5	3.2	500	8118
T	1.0	0.5	3.2	500	8119

Material Options

Material: hardened or unhardened

Finish: bright finish or silver plated

Material in stock: hardened and bright finish or hardened and silver plated 4–6 µm

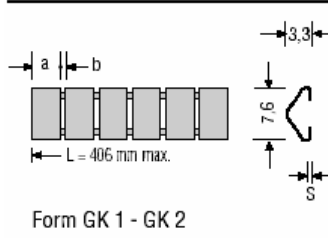
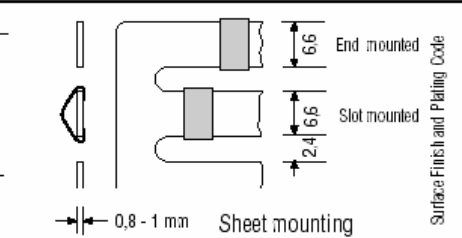
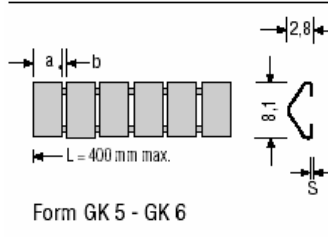
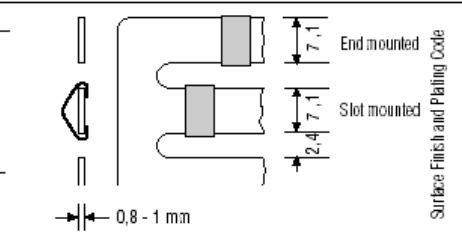
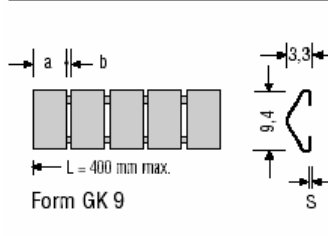
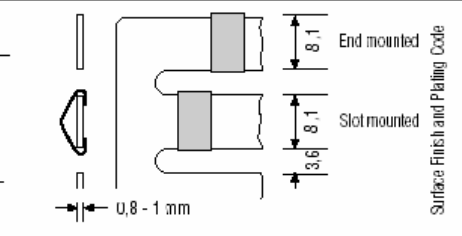
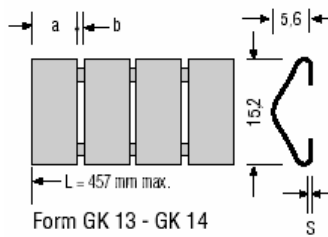
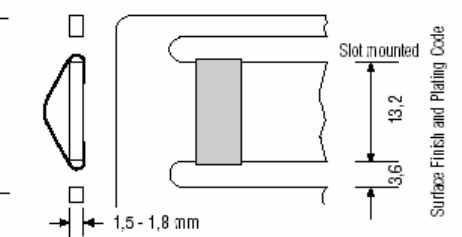
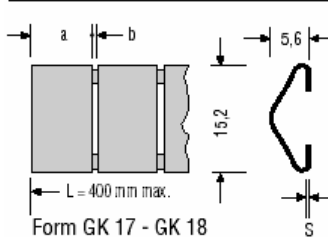
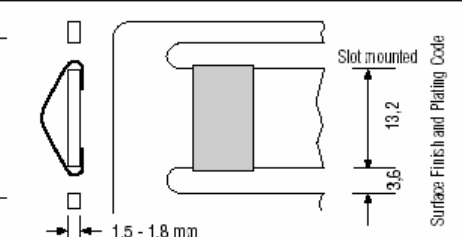
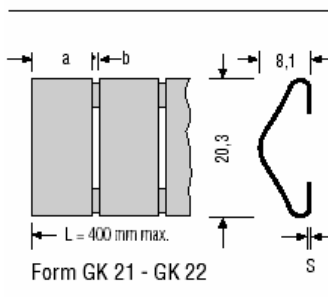
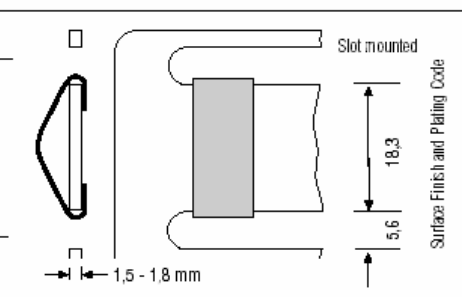
Components

As a single finger, contact strip or contact ring.

Contact strips are carried as stock items.

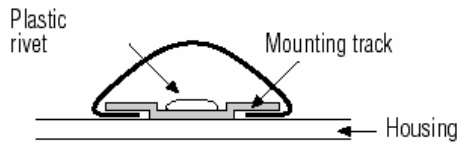
Almost all contact strips can be formed by the user into contact rings.

Slot Mount shields

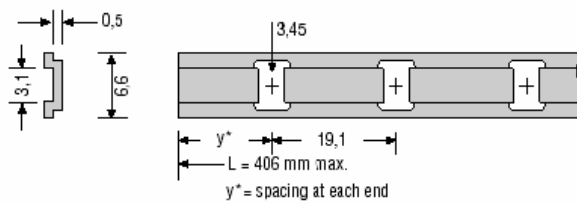
 <p>Form GK 1 - GK 2</p>	 <p>Sheet mounting</p>	<table border="1"> <thead> <tr> <th>Form</th> <th>a mm</th> <th>b mm</th> <th>S mm</th> <th>Part no.</th> </tr> </thead> <tbody> <tr> <td>GK 1</td> <td>4.3</td> <td>0.5</td> <td>0.05</td> <td>9701</td> </tr> <tr> <td>GK 2</td> <td>4.3</td> <td>0.5</td> <td>0.09</td> <td>9702</td> </tr> </tbody> </table>	Form	a mm	b mm	S mm	Part no.	GK 1	4.3	0.5	0.05	9701	GK 2	4.3	0.5	0.09	9702
Form	a mm	b mm	S mm	Part no.													
GK 1	4.3	0.5	0.05	9701													
GK 2	4.3	0.5	0.09	9702													
 <p>Form GK 5 - GK 6</p>	 <p>Sheet mounting</p>	<table border="1"> <thead> <tr> <th>Form</th> <th>a mm</th> <th>b mm</th> <th>S mm</th> <th>Part no.</th> </tr> </thead> <tbody> <tr> <td>GK 5</td> <td>4.3</td> <td>0.5</td> <td>0.05</td> <td>9705</td> </tr> <tr> <td>GK 6</td> <td>4.3</td> <td>0.5</td> <td>0.09</td> <td>9706</td> </tr> </tbody> </table>	Form	a mm	b mm	S mm	Part no.	GK 5	4.3	0.5	0.05	9705	GK 6	4.3	0.5	0.09	9706
Form	a mm	b mm	S mm	Part no.													
GK 5	4.3	0.5	0.05	9705													
GK 6	4.3	0.5	0.09	9706													
 <p>Form GK 9</p>	 <p>Sheet mounting</p>	<table border="1"> <thead> <tr> <th>Form</th> <th>a mm</th> <th>b mm</th> <th>S mm</th> <th>Part no.</th> </tr> </thead> <tbody> <tr> <td>GK 9</td> <td>5.7</td> <td>0.6</td> <td>0.05</td> <td>9709</td> </tr> </tbody> </table>	Form	a mm	b mm	S mm	Part no.	GK 9	5.7	0.6	0.05	9709					
Form	a mm	b mm	S mm	Part no.													
GK 9	5.7	0.6	0.05	9709													
 <p>Form GK 13 - GK 14</p>	 <p>Sheet mounting</p>	<table border="1"> <thead> <tr> <th>Form</th> <th>a mm</th> <th>b mm</th> <th>S mm</th> <th>Part no.</th> </tr> </thead> <tbody> <tr> <td>GK 13</td> <td>6.4</td> <td>0.8</td> <td>0.08</td> <td>9713</td> </tr> <tr> <td>GK 14</td> <td>6.4</td> <td>0.8</td> <td>0.13</td> <td>9714</td> </tr> </tbody> </table>	Form	a mm	b mm	S mm	Part no.	GK 13	6.4	0.8	0.08	9713	GK 14	6.4	0.8	0.13	9714
Form	a mm	b mm	S mm	Part no.													
GK 13	6.4	0.8	0.08	9713													
GK 14	6.4	0.8	0.13	9714													
 <p>Form GK 17 - GK 18</p>	 <p>Sheet mounting</p>	<table border="1"> <thead> <tr> <th>Form</th> <th>a mm</th> <th>b mm</th> <th>S mm</th> <th>Part no.</th> </tr> </thead> <tbody> <tr> <td>GK 17</td> <td>8.7</td> <td>0.8</td> <td>0.08</td> <td>9717</td> </tr> <tr> <td>GK 18</td> <td>8.7</td> <td>0.8</td> <td>0.09</td> <td>9718</td> </tr> </tbody> </table>	Form	a mm	b mm	S mm	Part no.	GK 17	8.7	0.8	0.08	9717	GK 18	8.7	0.8	0.09	9718
Form	a mm	b mm	S mm	Part no.													
GK 17	8.7	0.8	0.08	9717													
GK 18	8.7	0.8	0.09	9718													
 <p>Form GK 21 - GK 22</p>	 <p>Sheet mounting</p>	<table border="1"> <thead> <tr> <th>Form</th> <th>a mm</th> <th>b mm</th> <th>S mm</th> <th>Part no.</th> </tr> </thead> <tbody> <tr> <td>GK 21</td> <td>8.7</td> <td>0.8</td> <td>0.08</td> <td>9721</td> </tr> <tr> <td>GK 22</td> <td>8.7</td> <td>0.8</td> <td>0.10</td> <td>9722</td> </tr> </tbody> </table>	Form	a mm	b mm	S mm	Part no.	GK 21	8.7	0.8	0.08	9721	GK 22	8.7	0.8	0.10	9722
Form	a mm	b mm	S mm	Part no.													
GK 21	8.7	0.8	0.08	9721													
GK 22	8.7	0.8	0.10	9722													

Mountings Tracks and Accessories

Mounting on riveted track

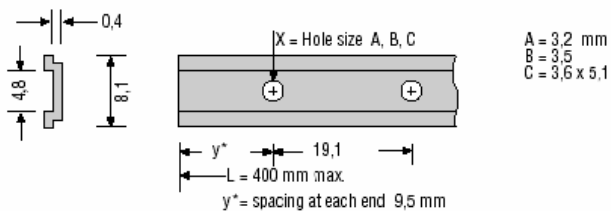


As an alternative to slots in the housing, a mounting track can be used for the shields with a T-end-piece.



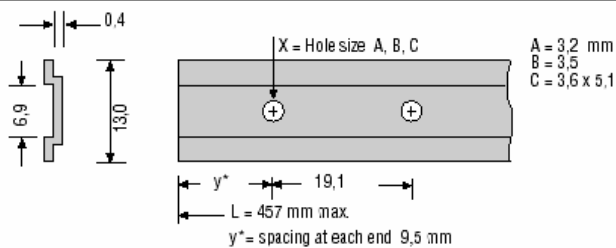
Mounting track	Part no.
MS 2 for GK 5 - 6	9730

Material: Stainless steel



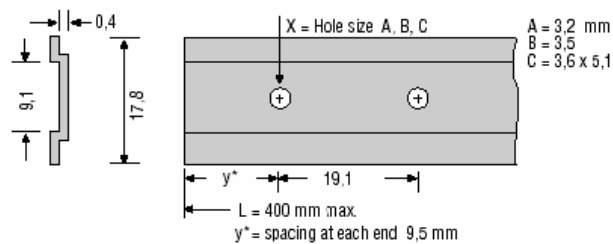
Mounting track	Part no.
MS 3 for GK 9	9735

Material: Brass



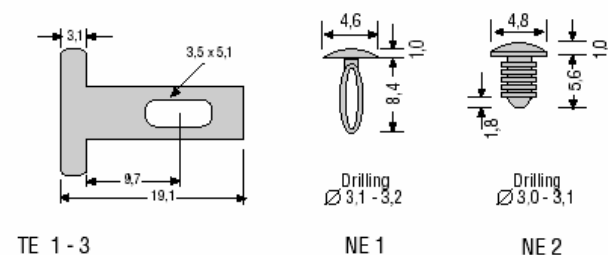
Mounting track	Part no.
MS 4 for GK 13 - 18	9740

Material: Brass



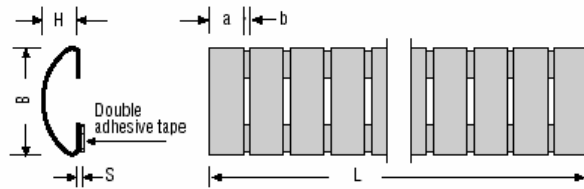
Mounting track	Part no.
MS 5 for GK 21 - 22	9745

Material: Brass



T-end-piece	Part no.
TE 1 for GK 9	9750
TE 2 for GK 13 - 18	9751
TE 3 for GK 21 - 22	9752
Plastic rivet	
NE 1 for sheet 0.5 - 1.5 mm	9754
NE 2 for sheet 1.1 - 1.9 mm	9755

Rounded Shields

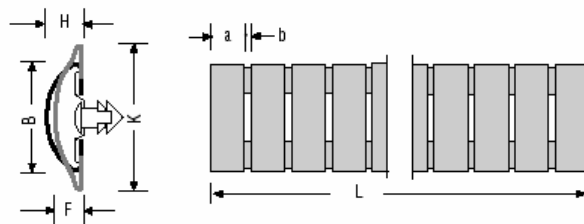


Form HR 1 - 3

Form	a mm	b mm	H mm	B mm	S mm	L mm	Part no.
HR 1	4.3	0.5	2.8	8.9	0.08	381	9760
HR 2	5.8	0.6	3.6	11.4	0.08	381	9761
HR 3	8.8	0.8	5.6	15.8	0.10	381	9762

Finish: bright finish or customer specification

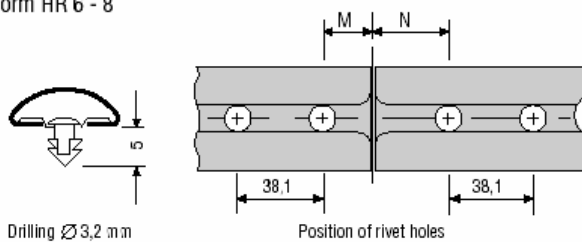
The shields can also be mounted on riveted track. Ideal for bi-directional load.



Form HR 6 - 8

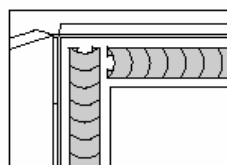
Form	K mm	F mm	M mm	N mm	No. of rivets	Part no.
HR 6	9.6	1.8	16.8	21.3	10	9763
HR 7	13.0	1.8	16.0	22.4	10	9764
HR 8	19.3	2.5	14.2	23.9	10	9765

Finish: bright finish or customer specification

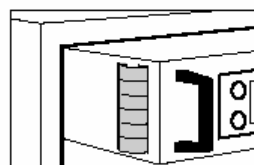


Drilling $\varnothing 3,2$ mm

Position of rivet holes



HR 1 - HR 3



HR 6 - HR 8

Examples of typical application