

BB02-WA: - 1.00mm x 1.00mm (0.039" x 0.039") DUAL ROW SOCKET, STRAIGHT, SMD, 04 TO 70 CONTACTS, DUAL ENTRY

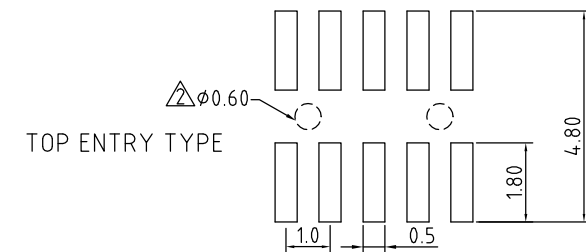
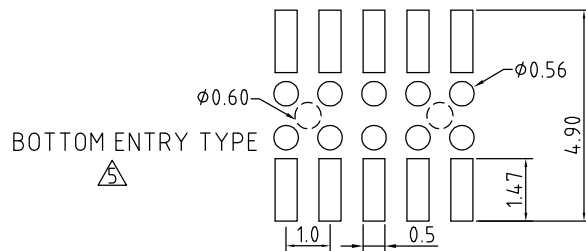
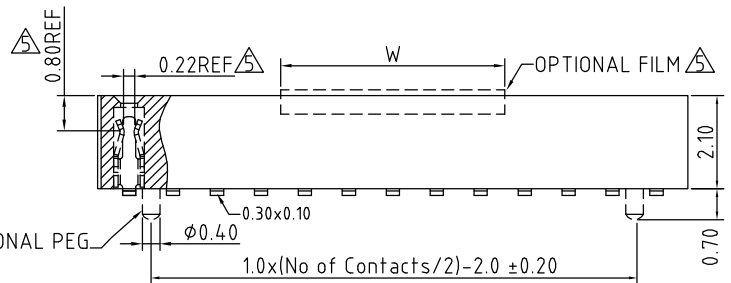
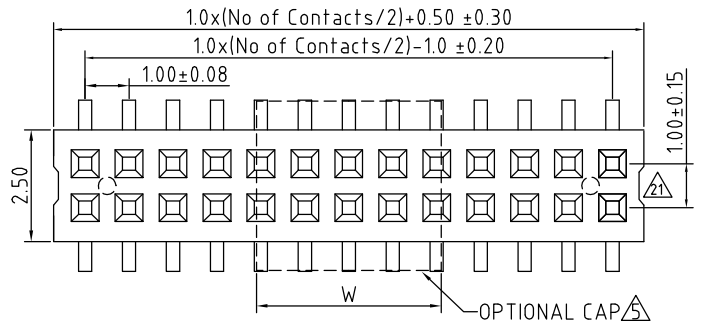
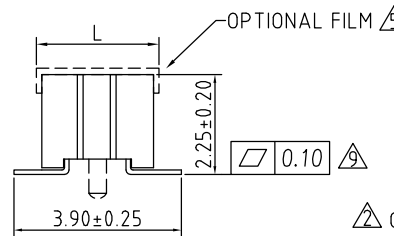
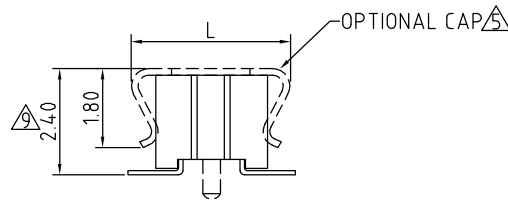
SPECIFICATIONS

- CURRENT RATING: 1AMP
- INSULATOR RESISTANCE: 500 MEGOHMS MIN.
- CONTACT RESISTANCE: 40mOHM MAX.
- DIELECTRIC WITHSTANDING: AC 200 V
- OPERATING TEMPERATURE: -40°C TO +105°C
- CONTACT MATERIAL: PHOSPHOR BRONZE
- INSULATOR MATERIAL: L.C.P. UL 94V-0
- PLATING GOLD OR TIN OVER 30-50U" NICKEL
- SOLDERABILITY IR REFLOW: 280°C FOR 10 SEC
- MANUAL SOLDER: 380°C FOR 3-5 SEC

NOTES:  
RECOMMENDED MATING PIN LENGTH FOR TOP ENTRY: 1.5-1.8MM

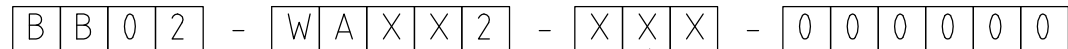
MATES WITH: - BB02-YC BB02-YP  
BB02-YF  
BB02-YG  
BB02-YH

TYPE	DIM. W X L	NOTE
FILM	3.0 X 2.5	6-8PIN
	5.1 X 2.5	10-18PIN
	10.0 X 2.5	20-80PIN
CAP	3.0 X 3.85	6PIN
	4.2 X 3.6	8-80PIN



RECOMMENDED PCB LAYOUT

HOW TO ORDER



NO. OF CONTACTS: 04 to 70

CONTACT PLATING OPTIONS:  
K = GOLD FLASH (STANDARD)  
A = 10U" GOLD ON CONTACT/GOLD FLASH ON TAIL  
B = 15U" GOLD ON CONTACT/GOLD FLASH ON TAIL  
T = BRIGHT TIN  
M = MATT TIN

WITH/ WITHOUT LOCATING PEG:  
A = WITH (MIN. 6 CONTACTS)  
B = WITHOUT

PACKAGING OPTIONS:  
3 - TUBE  
4 - TUBE + FILM  
5 - TUBE + CAP  
6 - TAPE & REEL  
7 - TAPE & REEL + FILM  
8 - TAPE & REEL + CAP

REV.	DATE & DRN
10	04/02/04-NR - RELEASE
11	14/09/04 - CHC DRAWING MODIFICATION
12	03/06/05 - NYW DIMENSION ADJUSTMENT. AMEND NO OF CONTACTS. AMEND PLATING OPTIONS.
13	04/08/05 - CHC AMEND PACKAGING OPTIONS.
14	09/08/06 - CHC DRAWING MODIFICATION.
15	03/03/07 - NYW AMEND ADD BOTTOM ENTRY LAYOUT
16	12/06/07 - NYW ADD CAP OPTION & DRAWING.
17	06/11/07 - CHC REMOVE SELECTIVE PLATING.
18	06/06/08 - CHC AMEND MIN. CONTACTS ON PEG OPTION.
19	09/12/08 - CHC PLATING MODIFICATION.
20	10/12/08 - CHC ADD DIMENSION & SOLDER LEAD CO-PLANARITY.
21	24/03/09 - NYW AMEND INSULATOR DESIGN.
22	30/05/13 - NYW AMEND FILM AND CAP DIMENSION TABLE.
	AMEND MAX. PIN# 80--70.

Scale: 8:1	THIRD ANGLE	Unstated Tolerances: X ± 0.30 X ± 0.25 XX ± 0.15 XXX ± 0.10	Material: SEE NOTE
Drawn: CHC			
App'd: NYW	Title: SOCKET		NOT TO SCALE
Date: 30 MAY '13	Revision: 2.2		Unit: mm



TYPE: BB02-WA	
BB02-WA	
Drawing Number:	
Sheet 1	of 1
Drawing	E and OE

THIS DRAWING IS CONFIDENTIAL AND MUST NOT BE COPIED OR DISCLOSED WITHOUT WRITTEN CONSENT