

BB02-YG - 1.00mm x 1.00mm (0.039" x 0.039") PIN HEADER, DUAL ROW, STRAIGHT, THROUGH HOLE, BOARD SPACER, 06 TO 80 CONTACTS

SPECIFICATIONS

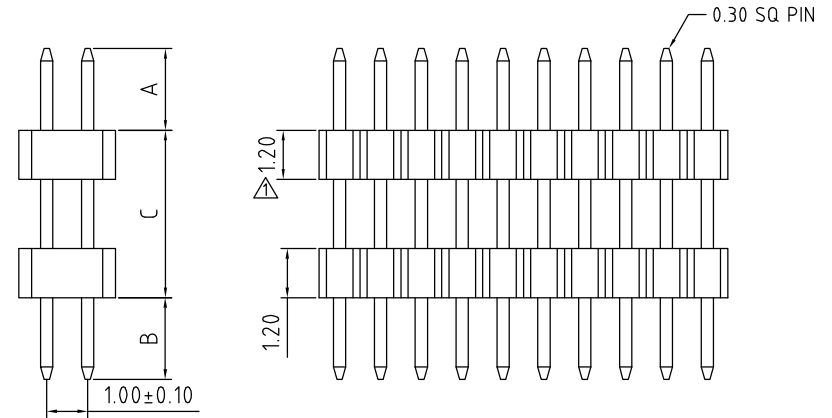
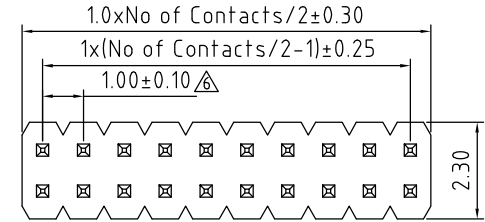
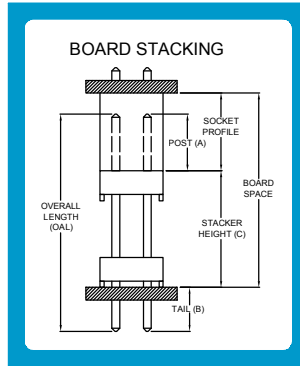
CURRENT RATING 1.0 AMP
 INSULATOR RESISTANCE 500 MEGOHMS MIN
 DIELECTRIC WITHSTANDING AC 600V
 CONTACT RESISTANCE 20m OHMS MAX
 OPERATING TEMPERATURE -40°C TO +105°C
 CONTACT MATERIAL BRASS
 INSULATOR MATERIAL THERMOPLASTIC, UL 94V-0
 STANDARD: NYLON 6T
 PLATING GOLD OR TIN OVER 30-50U" NICKEL
 SOLDERABILITY IR REFLOW: 260°C FOR 10 SEC
 WAVE: 230°C FOR 5-10 SEC
 MANUAL SOLDER: 350°C FOR 3-5 SEC

PACKED LOOSE IN BOX .

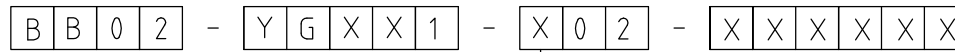
MATES WITH: - BB02-WA

NOTES:

1. MAX. OAL (OVERALL PIN LENGTH A+C+B) = 20mm. Δ



HOW TO ORDER



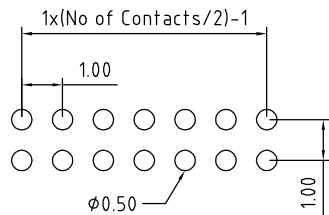
NO OF CONTACTS: 06 TO 80

CONTACT PLATING OPTIONS:
 K = GOLD FLASH (STANDARD)
 P = 10U" GOLD OVERALL
 Q = 15U" GOLD OVERALL
 R = 30U" GOLD OVERALL
 T = BRIGHT TIN
 M = MATT TIN

PIN LENGTH A (1/10mm)
 SPECIFY PIN LENGTH
 STANDARD = 20 = 2.0mm
 MINIMUM = 10 = 1.0mm
 MAXIMUM = 150 = 15.0mm
 TOL.: ±0.25mm

PIN LENGTH B (1/10mm)
 SPECIFY PIN LENGTH
 STANDARD = 20 = 2.0mm
 MINIMUM = 10 = 1.0mm
 MAXIMUM = 150 = 15.0mm
 TOL.: ±0.25mm

PIN LENGTH C (1/10mm)
 SPECIFY PIN LENGTH
 IE 25 = 2.5mm
 MINIMUM = 24 = 2.4mm
 MAXIMUM = SEE NOTE 1.
 TOL.: ±0.25mm



RECOMMENDED PC BOARD LAYOUT

LONGER PIN LENGTH REQUIRED?
 If pin length required is longer than 9.9mm (99), then use a '/' to separate the numbers.
 Example: A=6.0mm, B=3.0mm, C=11.0mm, mark as 60 / 30 / 110.

REV.	DATE & DRN
1.0	30/06/05 - NYW RELEASE
1.1	24/07/06 - NYW DRAWING MODIFICATION
1.2	06/06/08 - CHC PLATING MODIFICATION
1.3	23/07/08 - NYW CHANGE PLATING OPTIONS
1.4	24/02/08 - NYW DRAWING MODIFICATION
1.5	30/07/09 - CHC DRAWING NOTES 1
1.6	19/03/14 - NYW DRAWING TOLERANCE

Scale	8=1	THIRD ANGLE	Unstated Tolerances X. ± 0.30 .X ± 0.25 .XX ± 0.15 .XXX ± 0.10	Material	SEE NOTE
Drawn	NYW				
App'd	XXX	Title	PIN HEADER		NOT TO SCALE
Date	19 MAR. '14	Revision:	1.6	Unit:	mm



THIS DRAWING IS CONFIDENTIAL AND MUST NOT BE COPIED OR DISCLOSED WITHOUT WRITTEN CONSENT

Type	BB02-YG
Drawing Number	BB02-YG
Sheet	1 of 1
Drawing	E and O E