

TECHICAL SPECIFICATION
Elastomer gaskets clad in Satmet fabric



Description

EMI gaskets, noted for their high level of compressibility, obtained by combining expanded materials with different elastic recoveries and different conductive fabric cladding. The fabric-reinforced gaskets originate from the combination of an electrically conductive fabric that wraps a core in expanded polyurethane, neoprene or silicone. These gaskets are furnished with double-sided adhesive mounting tape. The standard geometries are those represented in the figure.

Applications

Shielding of electric and telecommunications lockers, and containers, etc., above all if there is a low compression resistance needed.

Provision

In spools, in pieces cut to size or by rectangular section cut to plan.

Process specification

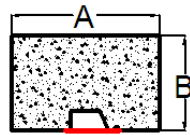
Manufacturing process according to "IO_PRD1_11 Processo Gaskomat - Ed. 5".

PART NUMBER FOMULATION

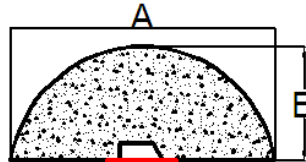
Example: R.100.50.PU60.GA.100.ADB6

1. Section Type

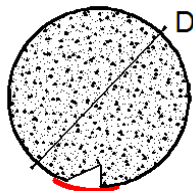
NOTE: Quotes in millimeters.



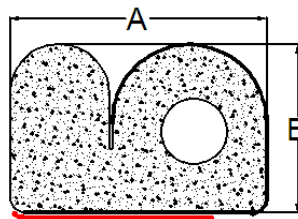
R.Ax10.Bx10



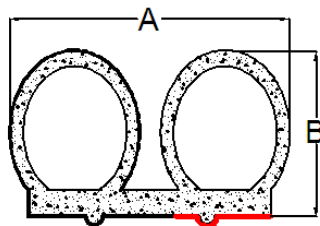
D.Ax10.Bx10



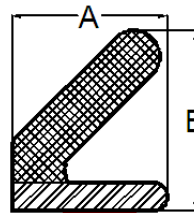
O.Dx10



B.87.51.Ax10.Bx10



B.180.100.Ax10.Bx10



V.Ax10.Bx10.

Tolerances of the product are defined according to "IO_PRD1_02 Parameters and Tolerances - Ed. 3".

Ex: **R.100.50**.PU60.GA.100.ADB6

For standard profiles see page 6. Other profiles available on request.

2. Elastomer type

Material	EPDM Sponge EDPM-cr	Neoprene Sponge cr201	Neoprene Sponge cr205	Socaprene	Poyurethane sponge type: EUROBATEX	Polyurethane sponge: D40	Polyurethane sponge: D60 UL94 HBF	Polyurethane sponge: D90	EPDM type: SP-50- EPM/TN	EPDM type: SP-100- EPM/TN	EPDM type: SP-MICRO- EPM/TN
Code	EPDM341	N201	N205	CIG3	EBX	PU40	PU60	PU90	SP50	SP100	SPMICRO
Color	Black	Black	Black	Gray	Black	White	Dark gray	Dark gray	Black	Black	Black
Density	110-150 kg/m3	130-170 kg/m3	210-300 kg/m3	170-220 kg/m3	60 kg/m3	40 kg/m3	60-65 kg/m3	70-95 kg/m3	0,430 +/- 0,050 g/cm3	0,400 +/- 0,050 g/cm3	0,600 +/- 0,080 g/cm3
Hardness	20-40 SH 00	38-55 SH 00	45-65 SH 00	38-55 SH 00	/	/	/	/	/	/	/
Compression Resistance	14/35 KPa (25% 22 h Room T.)	35/63 kPa (25% 22 h Room T.)	63/91 kPa (25% 22 h Room T.)	35/63 kPa (25% 22 h Room T.)	N.D.	N.D.	6,0 kPa (40%)	2,0 kPa (50%)	0,120 MPa (25% 22 h Room T.)	0,10 MPa (25% 22 h Room T.)	0,250 MPa (25% 22 h Room T.)
Water Absorbance (ASTM D 1056)	3%	0,70%	0,60%	0,90%	N.D.	N.D.	N.D.	N.D.	N.D.	N.D.	N.D.
Breaking lengthness (DIN 53571)	190%	129%	156%	236%	N.D.	200%	260%	150%	N.D.	N.D.	N.D.
Breaking resistance (DIN 53571)	500 kPa	810 kPa	1001 kPa	756 kPa	/	130 kPa	160 kPa	250 kPa	N.D.	N.D.	N.D.
Flame resistance	/	94 HB	94 HB	94 V0 >4mm (UL94)	UL94 V0	UL94 HF1 – MVSS302 SE	UL94 HBF	/	/	/	/
Using temperature (in continue)	From - 50 to 100°C up to 110°C intermitting	From -40 to +85°C up to 100°C intermitting	From -40 to +85°C up to 100°C intermitting	From -40 to +85°C up to 100°C intermitting	From -45 to +120°C	From -40 to +80°C up to 120°C intermitting	From -40 to +120°C	From -40 to +120°C	From -35 to +110°C	From -35 to +110°C	From -35 to +110°C

Ex: R.100.50.PU60.GA.100.ADB6

3. Fabric Type

Fabric type	STATIC CLEAN		GALILEO	ARMOR	TESLA
Code	SC		GA	AR	TS
Base material	Polyester fabric		Polyester fabric	Ni Cu mounted on FR	Polyester fabric
Coating	100% Nickel		100% Nickel	Nickel -Copper	Nickel -Copper
(Test Report)	(RP6900)		(RP3405)		
<i>N° layers</i>	1 layer	2 layer	1 Layer	1 Layer	1 Layer
Magnetic field (dB)					
3 MHz	15	25	13		
10 MHz	20	38	23		
20 MHz	30	45	28		
30 MHz	40	56	31		
Electric field (dB)					
2 MHz	105	106	90		
10 MHz	65	74	65		
20 MHz	62	73	59	77	65
30 MHz	65	76	78	83	70
Electric field and plane wave (dB)					
200 MHz	55	76	50	113	70
400 MHz	65	87	68	105	70
500 MHz	60	79	58	106	70
600 MHz	62	83	60	107	75
700 MHz	60	81	53	104	75
800 MHz	70	94	62	108	75
900 MHz	60	77	60	107	75
Plane Wave (dB)					
1 GHz	60	81	58	110	75
3 GHz	62	89	56	100	80
5 GHz	63	90	48	100	
10 GHz	53	88	60	94	
15 GHz	53	91	56	78	
18 GHz	55	105	45		

Ex: R.100.50.PU60.GA.100.ADB6

4. Biadhesive tape

Material	Code	Adhesive	Temperature range
3M Y-9485	AD3M	Long aging acrylic	Up to 149° C (Continuos) 204° C (short period)
MP 2395PW	ADP	Modified acrylic	-40/+120° C
TESA 4914	ADB	Modified acrylic	Up to 200° C

Ex: R.100.50.PU60.GA.100.ADB6

5. Side with adhesive

Last three numbers, if present, indicate the sides with the adhesive. Possible without adhesive.

Ex: R.100.50.PU60.GA.**100**.ADB6

6. Biadhesive width

Number	Code
2.5 mm	2.5
3 mm	3
4 mm	4
6 mm	6
9 mm	9

Ex: R.100.50.PU60.GA.100.ADB**6**