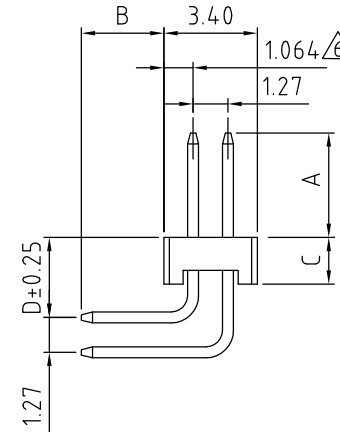
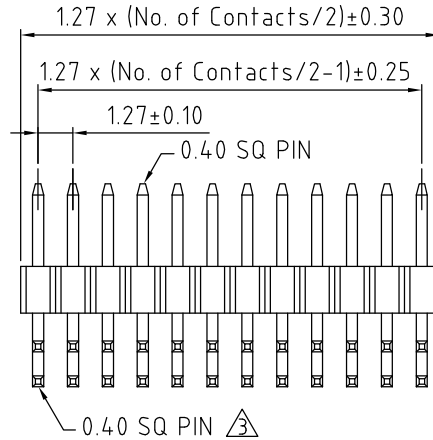


BB02-BD :- 1.27mm X 1.27mm ( 0.05" X 0.05" ) R/A PIN HEADER, DUAL ROW, THROUGH HOLE - 4 TO 100 CONTACTS

**SPECIFICATIONS**  
 CURRENT RATING 1 AMP  
 INSULATOR RESISTANCE 1000 MEGOHMS MIN.  
 DIELECTRIC WITHSTANDING AC 300 V  
 OPERATING TEMPERATURE -40°C TO +105°C  
 CONTACT MATERIAL BRASS  
 INSULATOR MATERIAL THERMOPLASTIC, UL 94V-0  
 STANDARD : LCP+30%GF  
 PLATING GOLD, TIN, OR SELECTIVE OVER MIN. 30U" NICKEL  
 SOLDER ABILITY IR REFLOW: 280°C FOR 10 SEC  
 WAVE: 250°C FOR 5-10 SEC  
 MANUAL SOLDER: 380°C FOR 3-5 SEC

PACKED IN TUBE OR BOX

MATES WITH :- BB02-CL BB02-CU  
 BB02-CM BB02-CW  
 BB02-CN BB02-CZ  
 BB02-CQ  
 BB02-CR

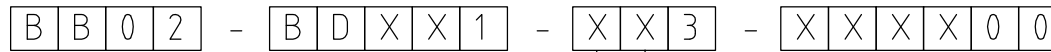


C & D OPTIONS:

CODE	C	D
A	2.7	3.10
B	1.7	3.30
C	1.5	3.30
D	2.7	2.90
E	1.7	1.90
F	1.5	1.70
G	1.0	3.50
H	1.5	1.90
I	2.5	3.77
K	1.5	2.50
L	1.0	1.65
M	2.5	4.32

(CUSTOM LENGTH AVAILABLE UPON REQUEST)

HOW TO ORDER



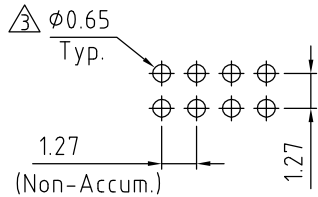
NO. OF CONTACTS  
 04 TO 100 (FOR C = 1.7, 1.5)  
 00 = 100 CONTACTS  
 04 TO 80 (FOR C = 2.5, 2.7)

CONTACT PLATING OPTIONS  
 K = GOLD FLASH (STANDARD)  
 A = 10U" GOLD ON CONTACT/GOLD FLASH ON TAIL  
 B = 15U" GOLD ON CONTACT/GOLD FLASH ON TAIL  
 C = 30U" GOLD ON CONTACT/GOLD FLASH ON TAIL  
 T = BRIGHT TIN  
 M = MATT TIN  
 D = GOLD FLASH ON CONTACT/BRIGHT TIN ON TAIL  
 E = 10U" GOLD ON CONTACT/BRIGHT TIN ON TAIL  
 F = 15U" GOLD ON CONTACT/BRIGHT TIN ON TAIL  
 G = 30U" GOLD ON CONTACT/BRIGHT TIN ON TAIL

HEIGHT 'C' & 'D' OPTIONS:  
 (SEE CHART FOR DETAIL)

PIN LENGTH A (1/10mm)  
 PLEASE SPECIFY PIN LENGTH REQUIRED IN mm  
 I.E. 2.5mm = 25  
 STANDARD = 38  
 TOL. ±0.25

PIN LENGTH B (1/10mm)  
 PLEASE SPECIFY PIN LENGTH REQUIRED IN mm  
 I.E. 2.5mm = 25  
 STANDARD = 30  
 TOL. ±0.25



RECOMMENDED PC BOARD HOLE LAYOUT (TOLERANCE: ±0.05)

REV.	DATE	DESCRIPTION
10	27/02/09	2-NCI RELEASE
11	26/07/06	CHC
12	10/02/05	NYW
13	01/05/05	NYW
14	12/10/07	NYW
15	02/05/07	NYW
16	05/06/07	NYW
17	12/10/07	NYW
18	12/10/07	NYW
19	20/05/08	CHC
20	30/07/08	CHC
21	02/02/08	CHC
22	05/07/08	CHC
23	21/05/09	CHC
24	12/08/10	NYW
25	15/11/11	NYW
26	17/05/12	NYW
27	23/09/13	NYW

Scale:	5:1
Drawn:	CHC
App'd:	XXXX
Date:	23 SEP. '13

THIRD ANGLE	Unstated Tolerances: X ± 0.30 .X ± 0.25 .XX ± 0.15 .XXX ± 0.10
Title	PIN HEADER
Revision:	2.7

Material	SEE NOTE
NOT TO SCALE	
Unit	mm

Type:	BB02-BD
Drawing Number:	BB02-BD
Sheet	1 of 1
Drawing	© E and O E