

BB02-CZ

CUSTOMER PRODUCT SPECIFICATION SHEET



BB02-CZ :- 1.27mm x 1.27mm (0.05" x 0.05") SOCKET, RIGHT ANGLE, THROUGH HOLE, DUAL ROW - 06 TO 80 CONTACTS

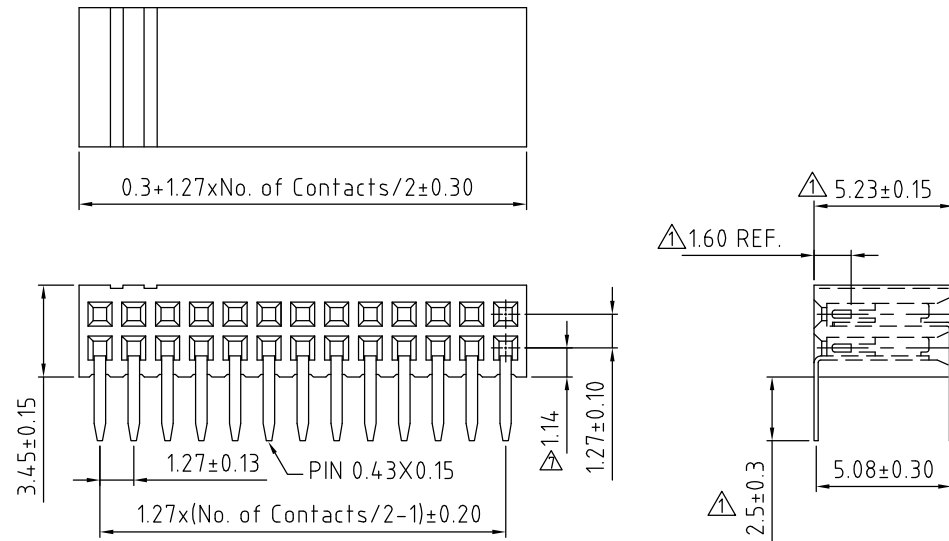
SPECIFICATIONS

CURRENT RATING	1 AMPS
INSULATOR RESISTANCE	1000 MEGOHMS MIN.
DIELECTRIC WITHSTANDING	AC 500 V
OPERATING TEMPERATURE	-40°C TO +105°C
CONTACT MATERIAL	PHOSPHOR BRONZE
INSULATOR MATERIAL	THERMOPLASTIC, UL 94V-0
	STANDARD : LCP+30% G/F
PLATING	GOLD OR TIN OVER 30~50U" NICKEL
SOLDERABILITY	IR REFLOW: 280°C FOR 10 SEC
	WAVE: 250°C FOR 5-10 SEC
	MANUAL SOLDER: 380°C FOR 3-5SEC

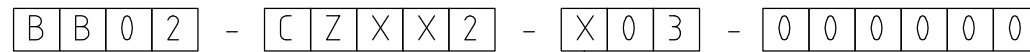
NOTES:

1. PACKED IN TUBE.
2. RECOMMENDED MATING PIN LENGTH: 3.5MM. Δ

MATES WITH: BB02-BC BB02-NE
 BB02-BD
 BB02-BK
 BB02-BP
 BB02-BS



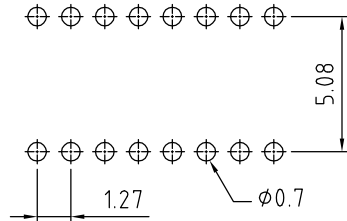
HOW TO ORDER



NO. OF CONTACTS:
06 TO 80

CONTACT PLATING OPTIONS:

- K = GOLD FLASH (STANDARD)
- A = 10U" GOLD ON CONTACT/GOLD FLASH ON TAIL
- B = 15U" GOLD ON CONTACT/GOLD FLASH ON TAIL
- C = 30U" GOLD ON CONTACT/GOLD FLASH ON TAIL
- T = BRIGHT TIN
- M = MATT TIN



RECOMMENDED PC BOARD SMD LAYOUT
(TOLERANCE: ± 0.05)

REV.	DATE & DRN.
10	18/08/06 - NYW RELEASE
11	04/06/07 - NYW
12	04/06/07 - NYW
13	27/05/08 - CHC
14	29/12/08 - CHC
15	23/12/09 - NYW
16	25/08/11 - NYW
17	23/10/14 - NYW

11	04/06/07 - NYW
12	04/06/07 - NYW
13	27/05/08 - CHC
14	29/12/08 - CHC
15	23/12/09 - NYW
16	25/08/11 - NYW
17	23/10/14 - NYW

Scale:	5:1
Drawn:	CHC
App'd:	XXXX
Date:	23 OCT. '14

THIRD ANGLE	
Title:	SOCKET
Revision:	1.7

Unstated Tolerances:	
X.	± 0.30
.X	± 0.25
.XX	± 0.15
.XXX	± 0.10

Material	SEE NOTE
	NOT TO SCALE
Unit:	mm

Infratron
www.infratron.de

Type:	BB02-CZ
Drawing Number:	BB02-CZ
Sheet	1 of 1
Drawing	© E and O E

THIS DRAWING IS CONFIDENTIAL AND MUST NOT BE COPIED OR DISCLOSED WITHOUT WRITTEN CONSENT